

# A Continuous Charity's



## ANNUAL REPORT 2017

An 'ACC' Milestone!

**\$1,010,492**

of interest-free loans given

2017	2013-2016
27	61
Students	
\$344,620	\$665,872
Loans	
\$206,026	\$398,079
Interest Saved	
\$196,232	\$186,122
Repayment	

Interest saved calculation is based on a 15 year repayment plan even though the national average is 21 years

secretary@acceducate.org

acceducate.org

636-686-0882

## Revenue and Expenses

TOTAL REVENUE:

**\$548,881**

TOTAL EXPENSES:

**\$413,214**

Program Expenses:  
**\$370,702**

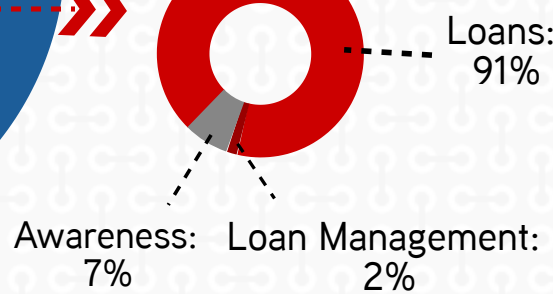
- Donations \$352,649
- Loan Repayment \$196,232

Total Operational Cost:  
7.8%

Operations:  
\$26,292 (4.8%)

Fundraising:  
\$16,220 (3%)

Program Expenses:



## Success by the Numbers

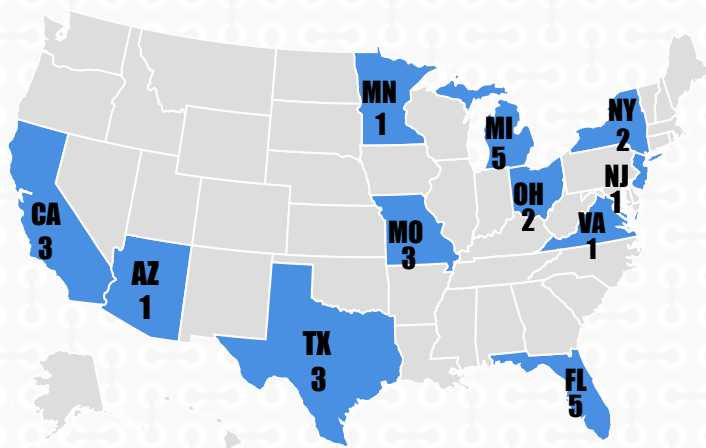
Student Loans vs Refinanced Loans



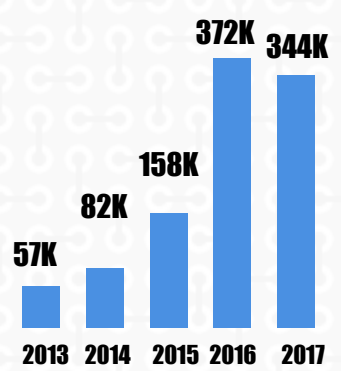
Total Loans Given  
**\$1,010,492**



Recipients by States in 2017




Loans by Year



Types of Degrees in 2017



Degree Types in 2017



= Bachelors = Masters = Doctorate

= Student Loan = Refinanced Loan

= Humanities Major

= Science Major